

PARTY PONG 101

THE SETUP

Arrange ten cups in a pyramid-like formation (see diagram to the bottom right) on each side of a table (we recommend an 8ft or 2.5m table.) Fill each cup up to the bottom of the sticker with water or other beverage. If you are drinking, each team may want to have a cup of water off to the side to rinse the ball before shooting.

GENERAL GAMEPLAY

Super Party Battle Pong is played by two teams of two players. Choose a team to go first at random. On each team's turn, both players throw a ball at their cups on the other side of the table one at a time. When shooting, players must keep their elbows behind the edge of the table. Once a player lands the ball in a cup, the cup is removed from the table and the player who made that cup reads it aloud, taking any actions the cup describes. If you are drinking, a player on the opposing team drinks the contents of the cup before passing it to the player who made it to read. Each team gets one **re-rack** during the game, where they may request their cups to be rearranged. You may request any shape, but all of the cups must be touching and can not be any closer to you than the closest cup at the start of the game. Many cups also grant additional re-racks.

WINNING THE GAME

When a team **removes** all of their cups, the other team gets a chance to **rebuttal**. During their rebuttal, each player on the rebutting team shoots until they miss a shot. Once both players have missed, the other team wins. If they successfully remove all their cups, the game goes into overtime. When you start an **overtime**, each team picks 3 cups they made during the game and puts them into a triangle rack and continues the game as normal.

KEY TERMS & REMINDERS

re-racking

Re-racking allows a player to request their cups to be rearranged. You may request any shape, but all of the cups must be touching and can not be any closer to you than the closest cup at the start of the game. Once per game, each team can request 1 free re-rack. Many cups also grant additional re-racks.

rebuttal

When one team removes all their cups, each player on the other team shoots until they miss a shot. Once both players have missed, the other team wins. If they successfully remove all their cups, the game goes into overtime.

overtime

When one team removes their cups and the other team successfully completes their rebuttal, players begin an, each team picks 3 cups used during the game and puts it into a triangle rack and continues the game as normal.

fixing cups

At any time in the game, a player may ask for the cups to be fixed. This is not to get confused with racking. This is simply putting the cups back to where they would have been had they not slid or been knocked out of position.

bounce shot

Cups may grant the ability to make a bounce shot. A bounce shot is when a player bounces the ball once on the table before going into a cup. Players may not make bounce shots unless instructed to by a cup.



CUP TYPES

curse

Play this on a player or team for the rest of the game.

skill

You may use this skill for the rest of the game.

penalty

Play this on a player or team. They can remove it when their team makes a shot.

party

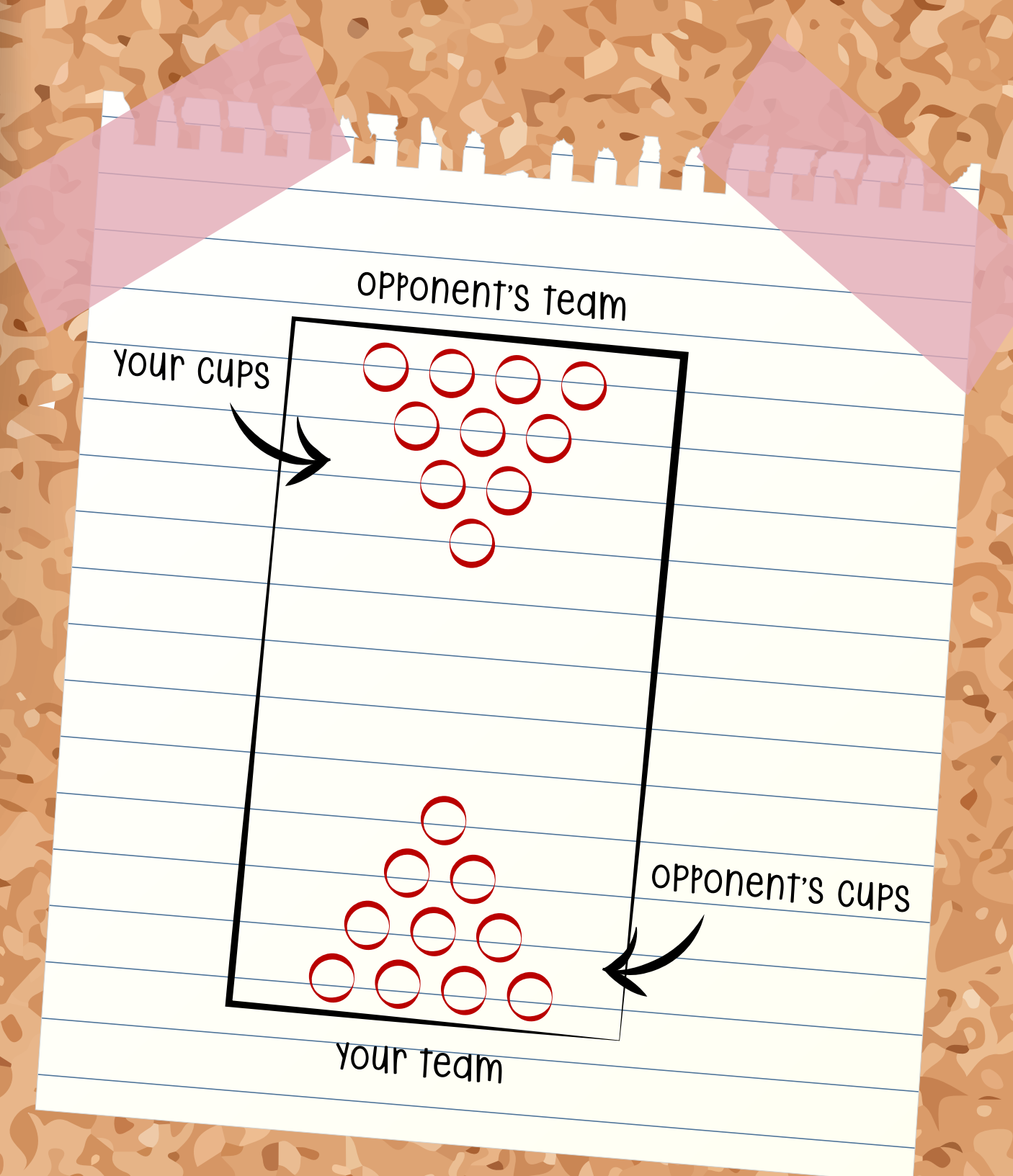
Follow what the cup says immediately.

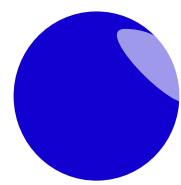
item

This ability on this cup can be saved or used immediately once.



this symbol means the card is rare






CUP TITLE	TYPE
<input type="checkbox"/> *A Monster!	Penalty
<input type="checkbox"/> *Airball	Skill
<input type="checkbox"/> Ambidextrous	Penalty
<input type="checkbox"/> *Anger Management	Curse
<input type="checkbox"/> *Back Board	Item
<input type="checkbox"/> Back It Up	Item
<input type="checkbox"/> Baller	Party
<input type="checkbox"/> *Bear With Me	Penalty
<input type="checkbox"/> *Bird Brains	Penalty
<input type="checkbox"/> *Birdie	penalty
<input type="checkbox"/> *Blowfish	Item
<input type="checkbox"/> Bounce Shot	Item
<input type="checkbox"/> *Boy Band	Item
<input type="checkbox"/> *Brainstorm	Item
<input type="checkbox"/> Cancel	Item
<input type="checkbox"/> *Carnival	Item
<input type="checkbox"/> Celebrity	Item
<input type="checkbox"/> Center Shot	Party
<input type="checkbox"/> *Copycat	Item
<input type="checkbox"/> *Crabby	Penalty
<input type="checkbox"/> Cup Missile	Item
<input type="checkbox"/> Cure	Item
<input type="checkbox"/> Dance Party	Penalty
<input type="checkbox"/> Diva	item
<input type="checkbox"/> Dizzy	Item
<input type="checkbox"/> Double Up	Party
<input type="checkbox"/> Dribble	Item
<input type="checkbox"/> *Drum Roll	Penalty
<input type="checkbox"/> Eye Patch	Penalty
<input type="checkbox"/> *Eyeball	Party
<input type="checkbox"/> Far Sighted	Penalty
<input type="checkbox"/> *Film Buff	Penalty
<input type="checkbox"/> *Finger Guns	Penalty
<input type="checkbox"/> *First Mate	Party
<input type="checkbox"/> *Flip Cup	Item
<input type="checkbox"/> Flyswatter	Item
<input type="checkbox"/> *Freeze Frame	Item
<input type="checkbox"/> Gee, Thanks	Item

Rare(*)

CUP TITLE	TYPE
<input type="checkbox"/> *Generation Gap	Party
<input type="checkbox"/> *Halo	Penalty
<input type="checkbox"/> *Hand-e-cap	Penalty
<input type="checkbox"/> *Hands On	Item
<input type="checkbox"/> *Hard Flex	Curse
<input type="checkbox"/> *Headbutt	Party
<input type="checkbox"/> Hi-ya!	Item
<input type="checkbox"/> *How High	Curse
<input type="checkbox"/> In Sync	Penalty
<input type="checkbox"/> Influencer	Item
<input type="checkbox"/> Island	Item
<input type="checkbox"/> *Item Master	Skill
<input type="checkbox"/> *Jogging	Penalty
<input type="checkbox"/> *Jurassic	Curse
<input type="checkbox"/> *Karaoke	Party
<input type="checkbox"/> *Maid Of Honor	Curse
<input type="checkbox"/> *Manic	Curse
<input type="checkbox"/> *March Madness	Penalty
<input type="checkbox"/> *Medic	Skill
<input type="checkbox"/> *Meteor	Party
<input type="checkbox"/> *Mimic	Penalty
<input type="checkbox"/> *Moscow	Penalty
<input type="checkbox"/> *Mother Goose	Party
<input type="checkbox"/> *Mr. Cuptastic	Item
<input type="checkbox"/> *Noooooooooo	Penalty
<input type="checkbox"/> *Nothing But Net	Item
<input type="checkbox"/> On Fire	Party
<input type="checkbox"/> *Party Master	Skill
<input type="checkbox"/> *Pasta La Vista	Penalty
<input type="checkbox"/> *Peek-a-boo	Penalty
<input type="checkbox"/> Peg Leg	Penalty
<input type="checkbox"/> *Penalty Box	Item
<input type="checkbox"/> *Penalty Master	Skill
<input type="checkbox"/> *Ping Pong	Item
<input type="checkbox"/> *Pop Quiz	Party
<input type="checkbox"/> *Rack It	Skill
<input type="checkbox"/> *Rack Party	Party
<input type="checkbox"/> Rackback	Party

CUP TITLE	TYPE
<input type="checkbox"/> *Raspberry	Penalty
<input type="checkbox"/> Re-rack	Item
<input type="checkbox"/> Rebounder	Item
<input type="checkbox"/> Redo	Item
<input type="checkbox"/> Rewind	Party
<input type="checkbox"/> *Ringfinger	Item
<input type="checkbox"/> *Rings	Penalty
<input type="checkbox"/> *Roboto	Penalty
<input type="checkbox"/> *Rock, Paper, Scissors	Party
<input type="checkbox"/> *Rumble	Penalty
<input type="checkbox"/> Scorecard	Party
<input type="checkbox"/> *Secret Handshake	Curse
<input type="checkbox"/> *Short Stuff	Penalty
<input type="checkbox"/> *Show Off	Curse
<input type="checkbox"/> Shuffle	Party
<input type="checkbox"/> Shut Eye	Party
<input type="checkbox"/> *Side Hand	Party
<input type="checkbox"/> *Slasher	Penalty
<input type="checkbox"/> *Slow Down	Penalty
<input type="checkbox"/> *Slow Mo	Penalty
<input type="checkbox"/> *Softball	Penalty
<input type="checkbox"/> *Spiral	penalty
<input type="checkbox"/> Stare Down	Penalty
<input type="checkbox"/> *Superstar	Penalty
<input type="checkbox"/> *Tarzan	Curse
<input type="checkbox"/> *Team Work	Skill
<input type="checkbox"/> The Holy Grail	Item
<input type="checkbox"/> *The Tower	Party
<input type="checkbox"/> *The Undead	Penalty
<input type="checkbox"/> *Top 40	Penalty
<input type="checkbox"/> Trade	Party
<input type="checkbox"/> *Transylvania	Penalty
<input type="checkbox"/> *Underhand	Party
<input type="checkbox"/> *Unicorn	Penalty
<input type="checkbox"/> *Vroom Vroom	Penalty
<input type="checkbox"/> *Whistle	Skill
<input type="checkbox"/> *Wimbledon	Penalty
<input type="checkbox"/> *Zoo	Party



FAQ

Q: Some cups require me to have additional empty cups, but it's the first cup I made this game. What should I do?

If a cup references additional cups, you must wait until enough cups are made before you can use that ability. For instance if you have an item cup that requires each player to flip a cup, you may not use that item until there is an available cup for each player.

Q: When something refers to "your cups" does it mean the cups closest to me or the cups I'm shooting at?

Your cups are the cups sitting on your opponent's side of the table that you are shooting at. If an ability or rule references "your cups", it is referring to the cups you are aiming for

**Have any other questions?
Check out kess.co/faq for more FAQ!**

OTHER WAYS TO PLAY

1v1

To play 1v1, each player shoots twice on their turn. Any effects that refer to a "team" just count that one player. If an effect is an action that a single player couldn't complete on their own, consider the cup to be blank.

6-CUP

If there are cups in the game you'd rather not use, or you'd like to play a shorter game, you can always play with only 6 cups on each side, leaving out 8 of the 20 cups in the set. Arrange each team's 6 cups in a pyramid and play as normal. In a 6 cup game you do not get a free re-rack.

DRAFT

Draft is recommended for experienced Super Party Battle Pong players. At the beginning of the game, instead of randomizing cups, each player takes turns selecting a cup alternating between teams, until each team has ten. Then each team arranges their opponents' cups in a pyramid shape as normal and the game begins.

BYOC: BRING YOUR OWN CUPS

Each set of Super Party Battle Pong comes with 20 randomly assorted cups out of 114 possible cups. So if you have more than one set, you can have each team bring their own set of ten chosen cups to the table and play with those instead of a random selection.

DO YOUR OWN THING

Make up your own rules! Party pong is a game about house rules and customization. If you have a cool idea to add or want to play with custom rules, do it! We would love to hear what cool ideas you come up with, so tag us with @KessGames on Instagram or Twitter and let us see your game!